

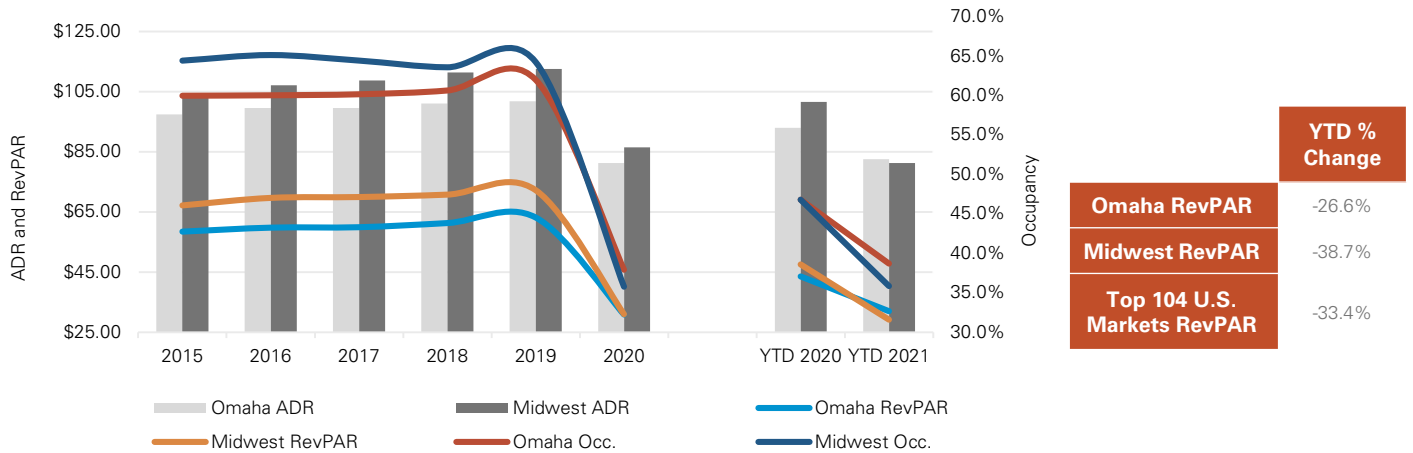


1Q 2021 HOTEL MARKET REPORT

Omaha Hotel Market

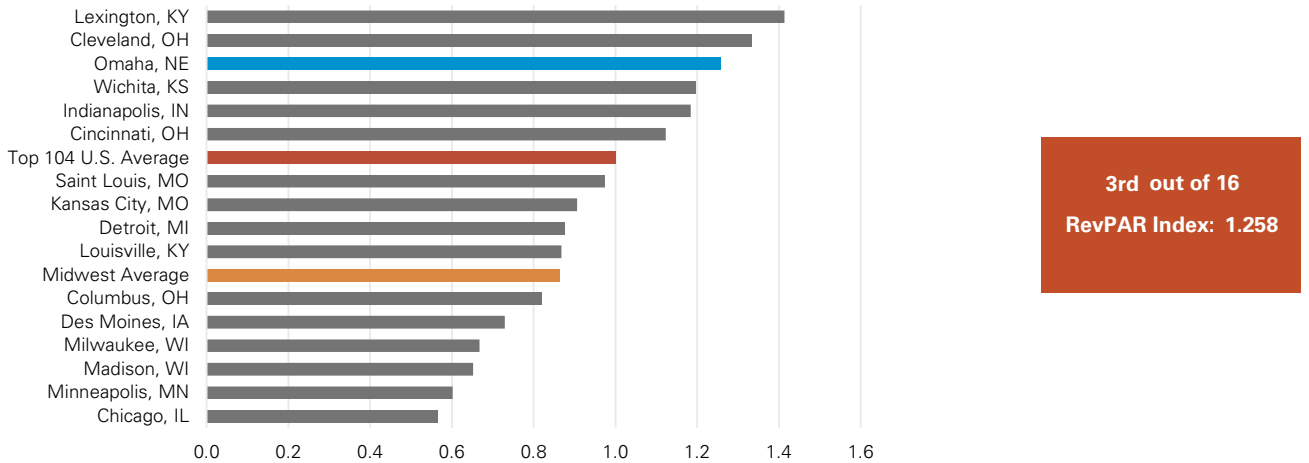
Market Operating Performance

Midwest Market includes 16 major cities in Illinois, Indiana, Iowa, Kansas, Kentucky, Michigan, Minnesota, Missouri, Nebraska, Ohio, and Wisconsin.



Data Source: Kalibri Labs

RevPAR Performance Index



3rd out of 16
RevPAR Index: 1.258

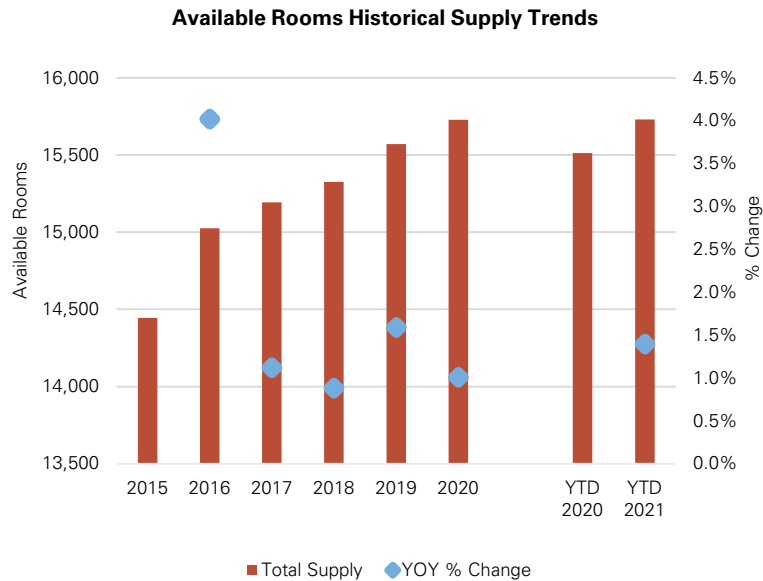
Data Source: Kalibri Labs

The RevPAR Performance Index compares the change in the market's year-over-year RevPAR to the U.S. Top 104 markets' RevPAR fluctuation. The baseline is 1.0, which is the average year-to-date RevPAR change of the top 104 U.S. hotel markets. A market with an average index above 1.0 indicates above-average RevPAR percent change performance, while a market with an index below 1.0 indicates below-average RevPAR percent change performance (relative to the top 104 U.S. markets).

<p>Laurel A. Keller, MAI, ISHC Senior Vice President 216-453-3023 Laurel.Keller@ngkf.com</p>	<p>John A. Kelley, CHIA Vice President 216-453-3083 John.Kelley2@ngkf.com</p>	<p>John Burke Vice President 312-224-3170 John.Burke@ngkf.com</p>	<p>Alexandra Chapekis, CHIA Senior Analyst 216-453-3035 Alexandra.Chapekis@ngkf.com</p>
---	--	--	--

1Q 2021 OMAHA HOTEL MARKET REPORT

Market Supply Overview



Data Source: Kalibri Labs

Omaha Market Supply Update

Property	City	Room Count	Date	Developer
The Farnam, Autograph Collection (Landmark Building Conversion)	Omaha	50-100	Q2 2021	Lund Company
Tru & Home 2 Suites by Hilton Dual-Brand Hotel	Omaha	270	Q3 2021	MH Hospitality
Holiday Inn Express	Blair	50-100	Q2 2022	Sai Properties
Avenue One Hotel	Omaha	50 - 150	Proposed	Jasper Stone Partners
Sterling Ridge Hotel	Omaha	200	Proposed	Lockwood Development
Moxy Hotel Redevelopment	Omaha	113	Proposed	Hawkeye Hotels
Heartwood Preserve Hotel	Omaha	300	Proposed	Noddle Companies
Hotel at The Crossroads	Omaha	150	Proposed	Lockwood Development/Century Development
Lincoln Highway Hotel (and Convention Center)	Blair	80	Proposed	KRW Construction
Midtown Hotel Development	Omaha	50-100	Proposed	MH Hospitality

Data Source: Newmark Valuation & Advisory

All information contained in this publication is derived from sources that are deemed to be reliable. However, Newmark has not verified any such information, and the same constitutes the statements and representations only of the source thereof and not of Newmark. Any recipient of this publication should independently verify such information and all other information that may be material to any decision the recipient may make in response to this publication and should consult with professionals of the recipient's choice with regard to all aspects of that decision, including its legal, financial and tax aspects and implications. Any recipient of this publication may not, without the prior written approval of Newmark, distribute, disseminate, publish, transmit, copy, broadcast, upload, download or in any other way reproduce this publication or any of the information it contains. This document is intended for informational purposes only, and none of the content is intended to advise or otherwise recommend a specific strategy. It is not to be relied upon in any way to predict market movement, investment in securities, transactions, investment strategies or any other matter.